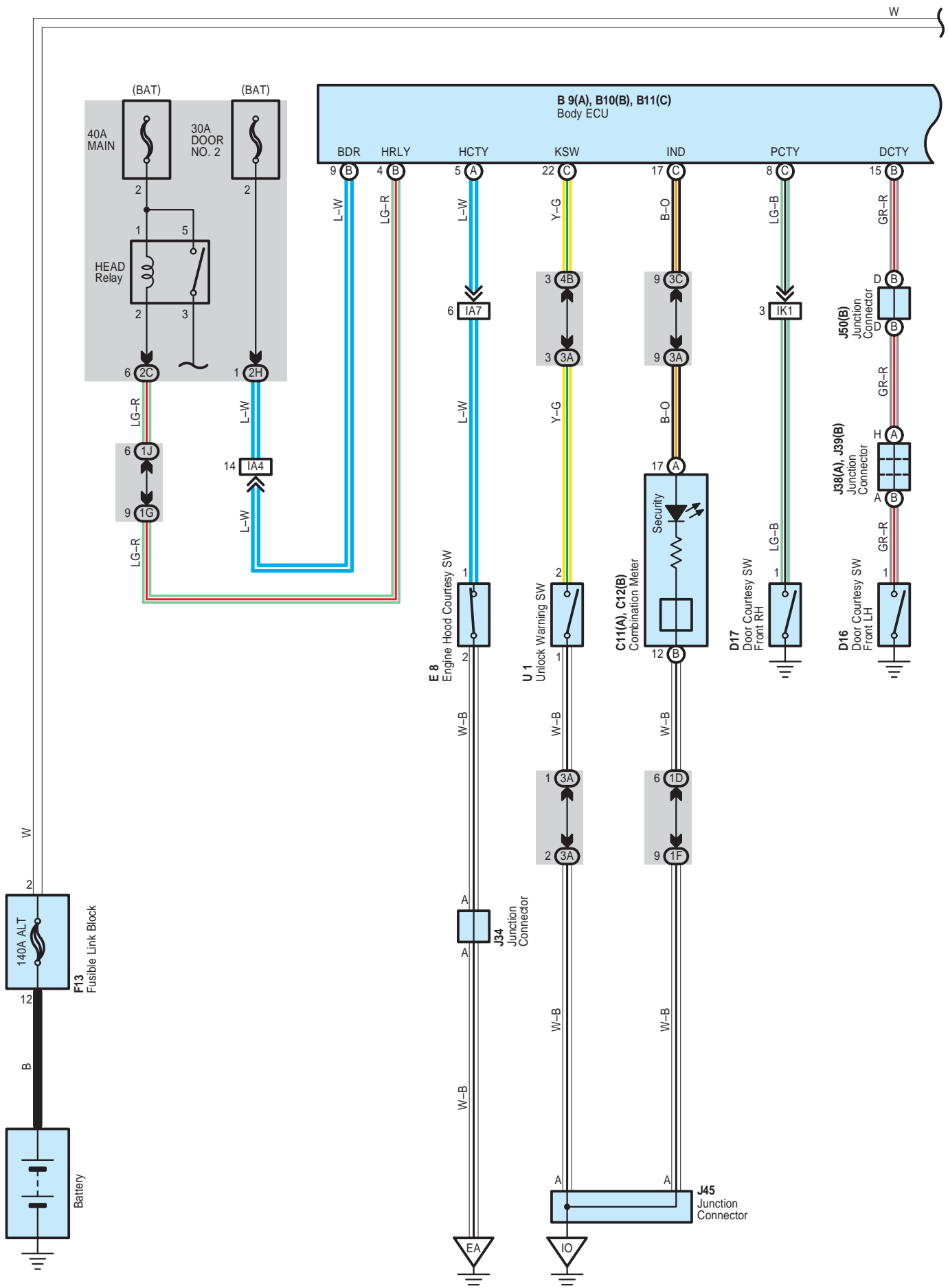
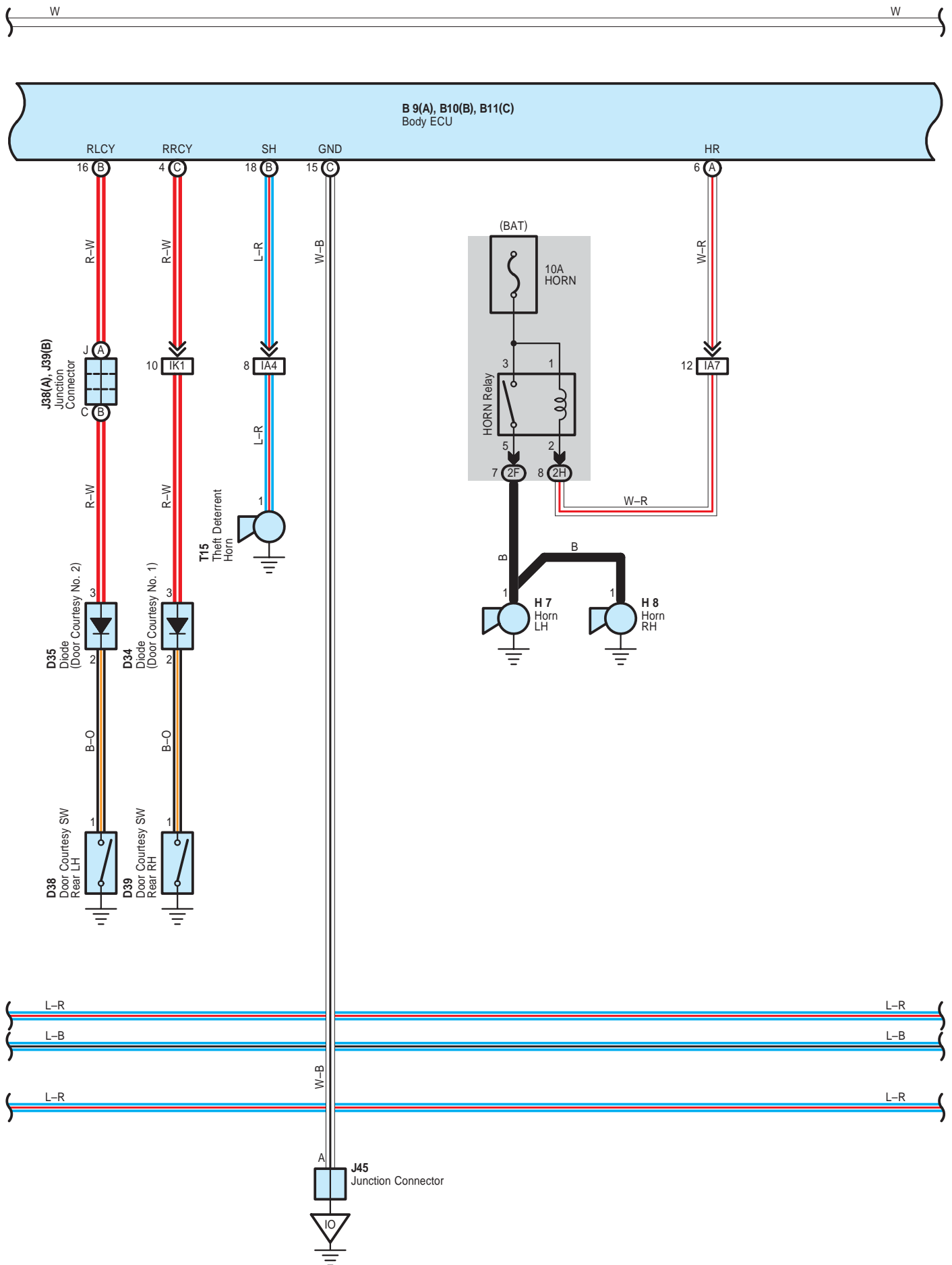


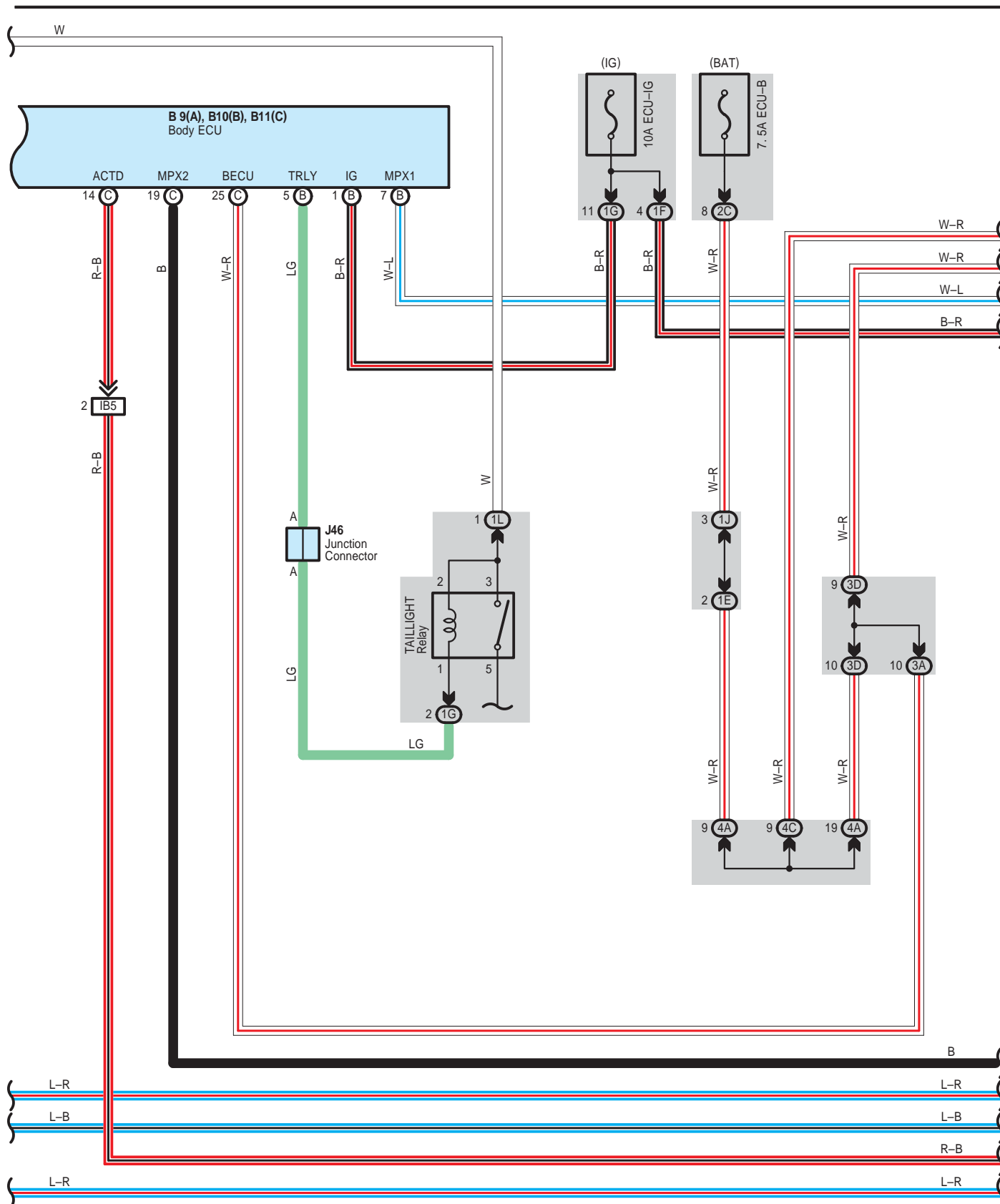
# Door Lock Control and Theft Deterrent (Double Cab)



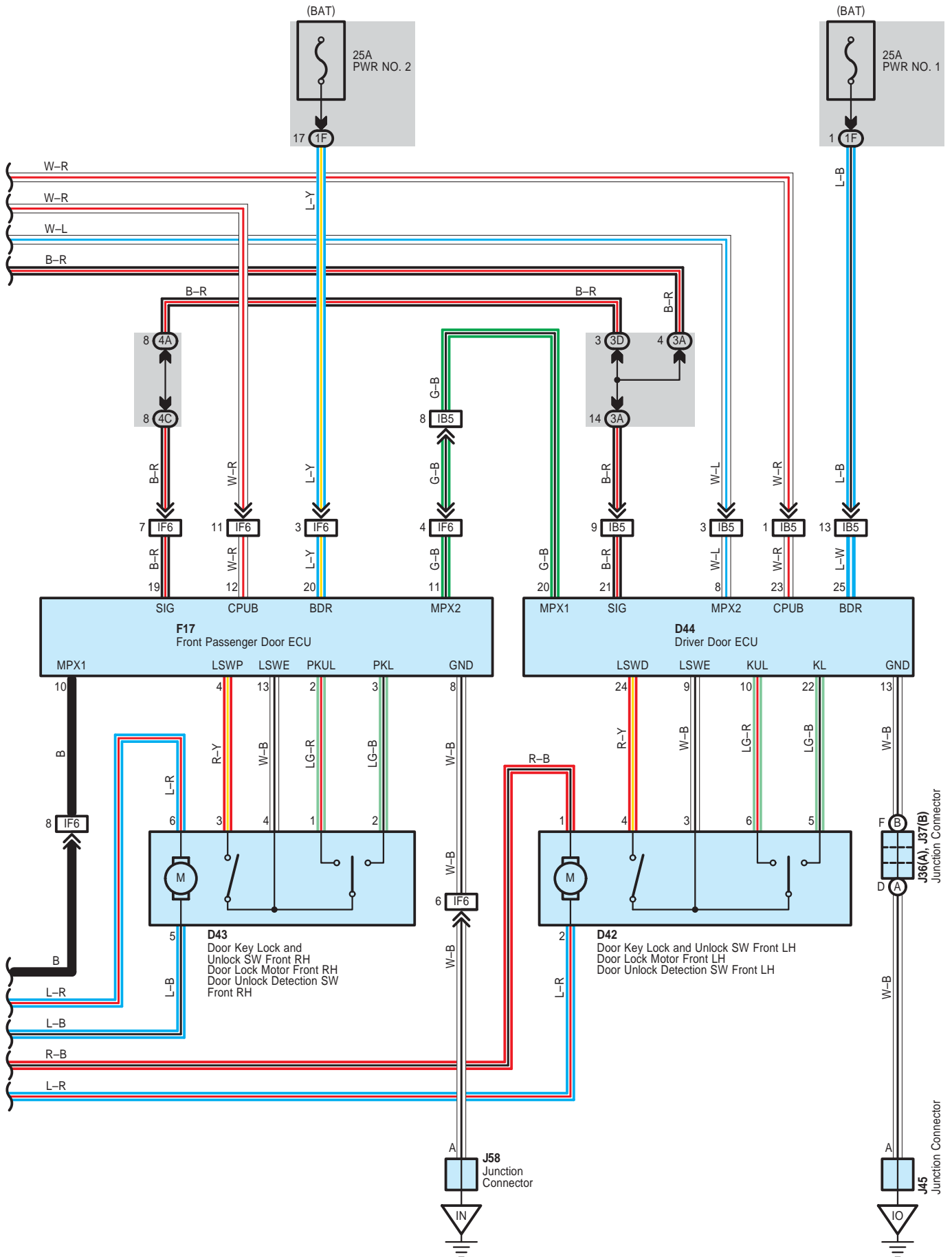


# Door Lock Control and Theft Deterrent (Double Cab)





# Door Lock Control and Theft Deterrent (Double Cab)



## System Outline

### 1. Manual Unlock Operation

When the door lock control SW of the driver's or passenger's side door is pushed to UNLOCK, the door lock will unlock.

### 2. Manual Lock Operation

When the door lock control SW of the driver's or passenger's side door is pushed to LOCK, the door lock will lock.

### 3. Door Key Unlock Operation

\* Unlock operation from driver's side door

When the driver's side door is unlocked once using the ignition key, only the driver's side door is unlocked. If this operation is repeated within 3 seconds, all the other doors are unlocked.

\* Unlock operation from front passenger's side door

When the front passenger's side door is unlocked using the ignition key, all the other doors are unlocked, too.

## ○ : Parts Location

Code		See Page	Code		See Page	Code		See Page
B9	A	72	D41		76	J38	A	74
B10	B	72	D42		76	J39	B	74
B11	C	72	D43		76	J45		74
C11	A	72	D44		76	J46		74
C12	B	72	E8		70	J47	A	74
D16		76	F13		70	J48	B	74
D17		76	F17		76	J50	B	74
D34		76	H7		70	J58		74
D35		76	H8		70	T15		71
D38		76	J34		71	U1		75
D39		76	J36	A	74			
D40		76	J37	B	74			

## ○ : Junction Block and Wire Harness Connector

Code	See Page	Junction Block and Wire Harness (Connector Location)
1D	49	Cowl Wire and Driver Side J/B (Lower Finish Panel)
1E		
1F		
1G		
1J	49	Engine Room Main Wire and Driver Side J/B (Lower Finish Panel)
1L		
2C	45	Engine Room Main Wire and Engine Room J/B (Engine Compartment Left)
2F		
2H		
3A	52	Cowl Wire and Sub J/B No.3 (Upper the Accelerator Pedal)
3C		
3D		
4A	54	Cowl Wire and Sub J/B No.4 (Upper the Accelerator Pedal)
4B		
4C		

## Door Lock Control and Theft Deterrent (Double Cab)

### : Connector Joining Wire Harness and Wire Harness

Code	See Page	Joining Wire Harness and Wire Harness (Connector Location)
IA4	92	Engine Room Main Wire and Cowl Wire (Left Kick Panel)
IA7		
IB5	92	Front Door LH Wire and Cowl Wire (Left Kick Panel)
IF6	93	Front Door RH Wire and Cowl Wire (Right Kick Panel)
IK1	93	Floor Wire and Cowl Wire (Right Kick Panel)
IK2		
BL1	94	Rear Door No.1 Wire LH and Floor No.2 Wire (Left Side of Center Pillar)
BM1	94	Rear Door No.1 Wire RH and Floor Wire (Right Side of Center Pillar)

### : Ground Points

Code	See Page	Ground Points Location
EA	90	Front Left Fender Apron
IN	92	Right Kick Panel
IO	92	Left Kick Panel
BQ	94	Left Side of Center Pillar

